



CALIFORNIA STATE UNIVERSITY
LONG BEACH

加州州立大學長堤分校

California State University, Long Beach (CSULB)

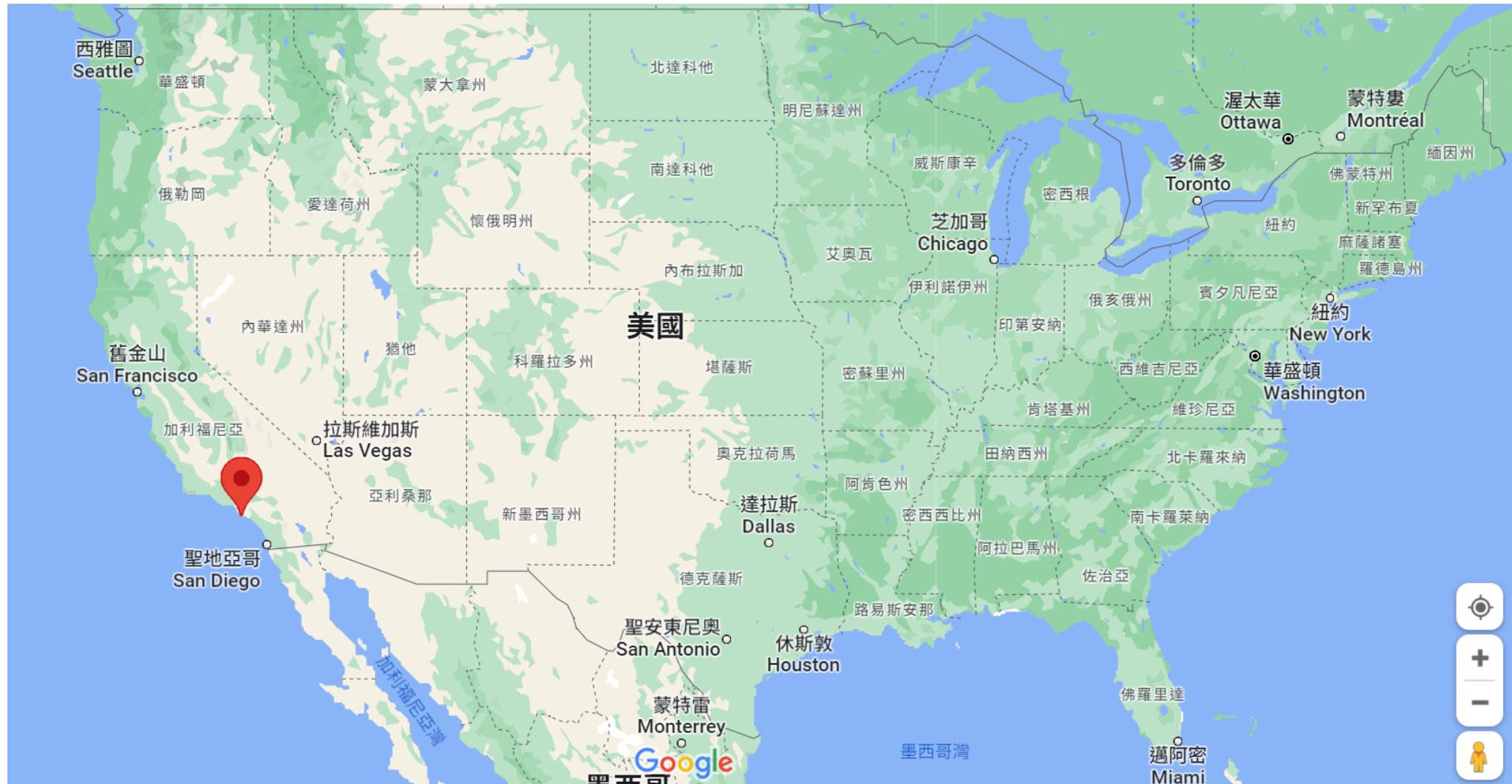
- California State University, Long Beach (CSULB) is a public university in Long Beach, California, United States.
- It was founded in 1949.
- Its average annual enrollment is approximately 38,000 undergraduate and graduate students.
- The campus size is 322 acres.



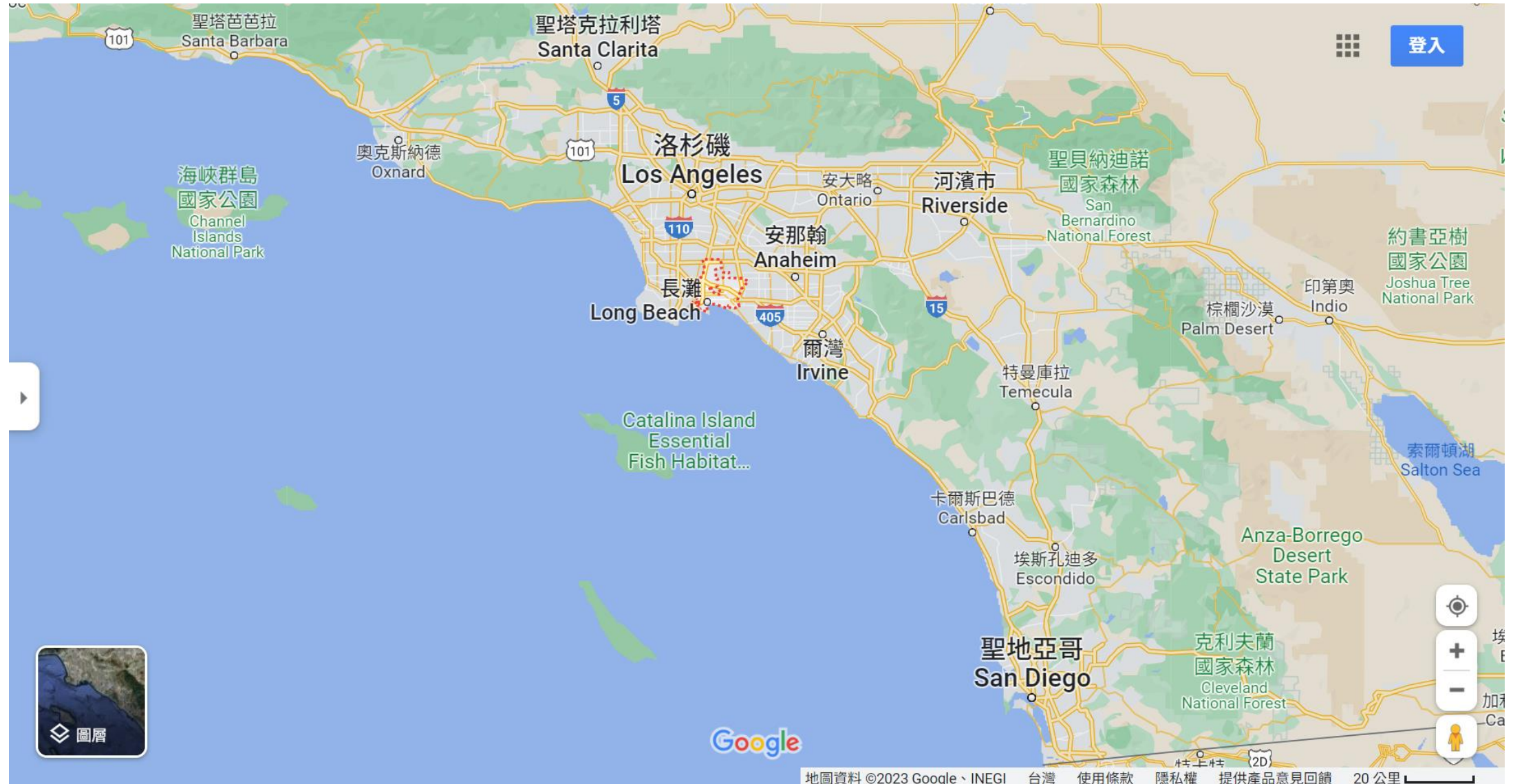
Campus Map



Long Beach



Long Beach



International Admission Requirements

- Study Abroad at the Beach (正式課程)
- American Language Institute (語言學校)



University Library

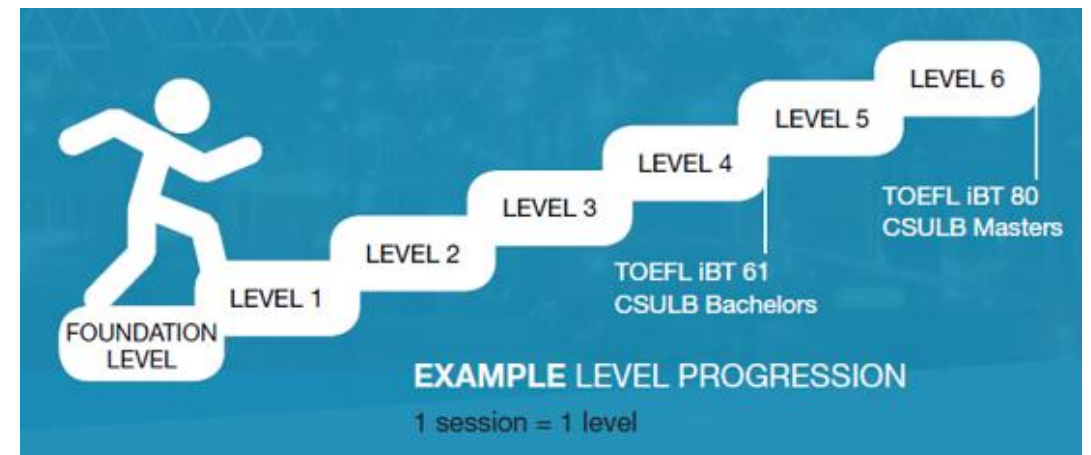
International Admission Requirements

■ Study Abroad @ The Beach (正式課程)

- ▶ Application Deadlines: April 1
- ▶ Grade Point Average (GPA): 2.0
- ▶ English Proficiency Score: TOEFL iBT 61 、 IELTS 5.5 (all sections)
- ▶ Estimated Expenses for the First Academic Year 2023-2024 (9 months or 2 academic semesters):
 - ✱ Total Required: \$36,846 /year (約 台幣120萬/年)
 - Tuition and Fees: \$16,392
 - Living Expenses: \$18,804
 - Medical Insurance: \$1,650

American Language Institute (ALI)

- [American Language Institute \(ALI\)](#) (語言學校)
- Intensive English Program (IEP)
 - ▶ The Intensive English Program (IEP) is a year-round, 7-level program which emphasizes preparation for academic work at the college/university level.
 - ▶ 13-16 weeks (1 semester)
 - ▶ Level 5 students can enroll in 1 Open University course.
 - ▶ Level 6 students can enroll in up to 2 Open University courses.



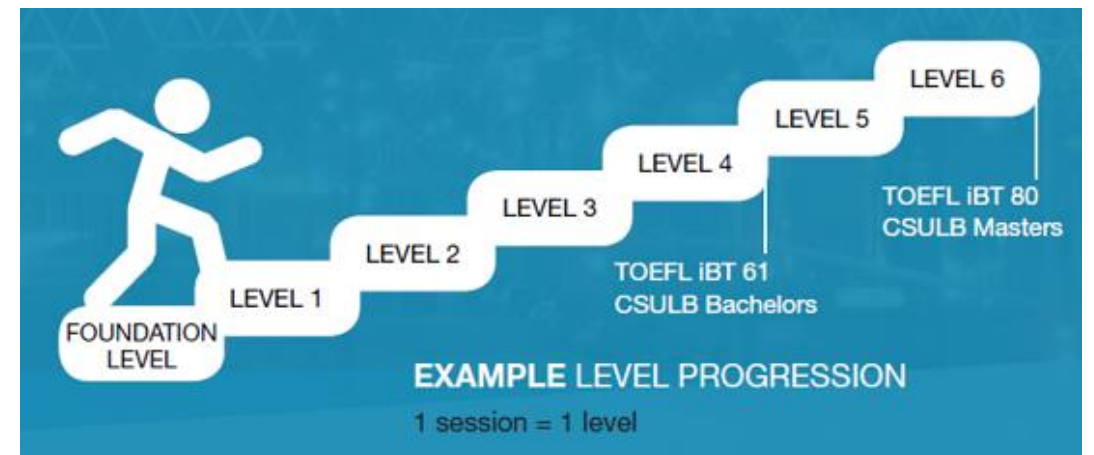
American Language Institute (ALI)

■ Intensive English Program (IEP)

▶ Estimated Expenses for 2 semesters:

✱ Total Required: \$29,845 / 2 semesters (約 台幣97萬/兩學期)

- Tuition: \$11,960
- Living Expenses: \$15,900
- Health Insurance & Textbooks: \$1,985



American Language Institute (ALI)

■ Intensive English Program (IEP)

▶ Sample Schedule

Time	Monday	Tuesday	Wednesday	Thursday	Friday
9AM	<u>Reading, Writing, & Vocabulary</u>	<u>Grammar</u>	<u>Reading, Writing, & Vocabulary</u>	<u>Grammar</u>	<u>Reading, Writing, & Vocabulary</u>
10AM					
11AM		<u>Enrichment</u>		<u>Enrichment</u>	
Lunch					
1PM	<u>Listening & Speaking</u>				
2PM					
3PM	*Conversation Lab (Optional)				
4PM					

Residence Villages

- Room rates and meal plan types:

RATE COMPARISON '23-'24



Note: Room rates do not include meal plans. Meal plans are mandatory.

			RESIDENTIAL VILLAGES							
			PARKSIDE		HILLSIDE			BEACHSIDE		
			G - Q	NORTH	A - F	IH	LA, LC	PAC	ATL	
STANDARD	DBL	Academic Year Rate	\$9,160	# of Beds	1892	✓	—	✓	✓	—
	TRP	\$8,160	300	—	—	—	—	—	—	—
	SNG	\$10,160	40	—	—	✓	—	—	—	—
PLUS	DBL	\$9,660	410	—	—	—	—	✓	—	—
PREMIUM	DBL	\$10,160	366	—	✓	—	—	—	—	—
	2BR-S	\$11,160	62	—	✓	—	—	—	—	—
	SNG	\$11,160	30	—	✓	—	—	—	—	—
AMENITIES										
CENTRAL A/C			—	✓	—	—	✓	✓	✓	—
CENTRAL HEATING			✓	✓	✓	✓	✓	✓	✓	—
UPDATED FURNITURE			—	✓	—	—	✓	✓	✓	—
COMMUNAL KITCHEN			—	✓	—	—	✓	—	—	—
STUDY ROOMS			—	✓	—	✓	✓	—	—	—
ELEVATOR(S)			—	✓	—	—	✓	—	—	—

All villages have internet, laundry room, service center, and dining hall.

Double Room	DBL	Shared room of 2	Communal restrooms	Most common type of room
Triple Room	TRP	Shared room of 3	Communal restrooms	Only available in Beachside
Single Room	SNG	Room of 1	Communal restrooms	Very limited
2BR Suite	2BR	2-bedroom suite of 4	Designated restroom	Not available for Freshmen

MEAL PLAN TYPES		Year Rate
10 Meal Plan	10 Meals Weekly	\$4,134
210 Block Plan	210 Meals Semester	\$4,664
19 Meal Plan	19 Meals Weekly	\$4,934

One Time Fees

Social Fee	\$60
Installment Fee	\$40

Installment is waived if paid in full

[Room Types & Rates](#)



For more information visit our website

Residence Villages

■ Residence Villages Tour

▶ [Hillside Village Tour](#)



▶ [Parkside Village Tour](#)

▶ [Beachside Village Tour](#)

